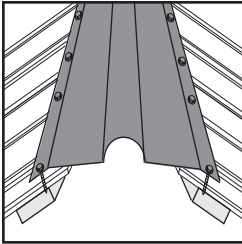


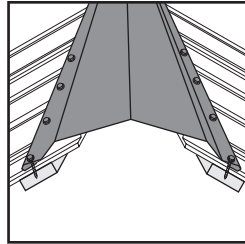
# POST FRAME TRIM SELECTION GUIDE



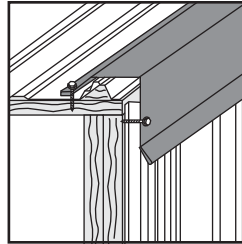
Your Roof. For Life.™



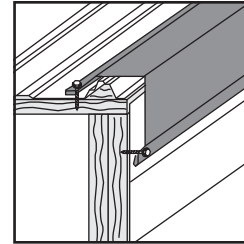
**1. Ridge Roll** - Caps off roof peak, prevents leaks.



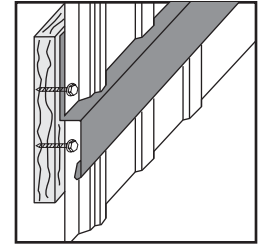
**2. Ridge Cap** - Caps off roof peak, prevents leaks.



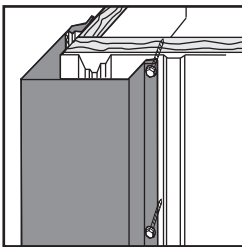
**3. Rake Trim** - Seals off where end wall panels meet roof panels, prevents leaks.



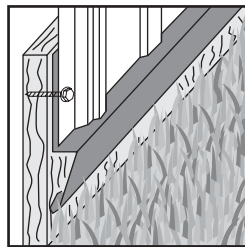
**4. Gable Trim** - Seals off side of building where roof meets end wall, prevents leaks.



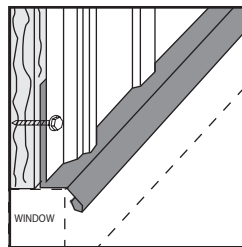
**5. Double Angle** - Connects two side wall panels.



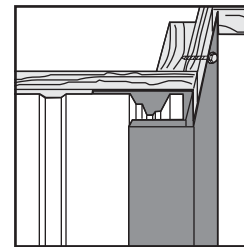
**6. Rake & Corner Trim** - Seals off building outside corners.



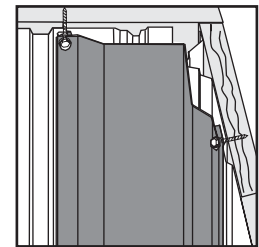
**7. Base Angle** - Starter strip for panels at base of building.



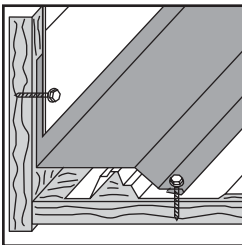
**8. Drip Cap** - Seals off end of panel above a door or window.



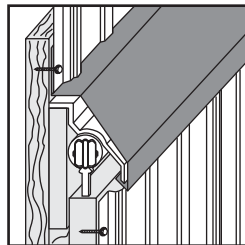
**9. Overhead Door Trim** - Combination piece caps off panel edge and covers door jamb.



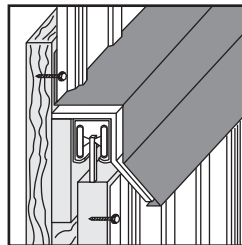
**10. Inside Corner Trim** - Seals off building inside corners.



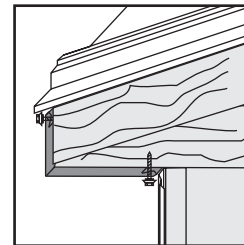
**11. Side Wall Trim** - Protects against leaks where a side wall connects to a lower roof.



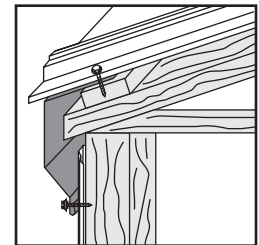
**12a. Cannonball Track Cover** - Conceals sliding door track, protects track from corrosion.



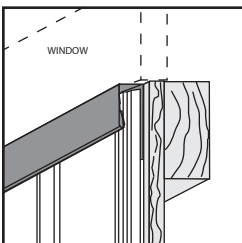
**12b. National Track Cover** - Conceals sliding door track, protects track from corrosion.



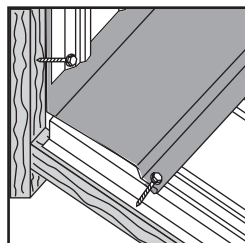
**13. Fascia Trim** - Conceals rafter edge. Also used to cover door jambs.



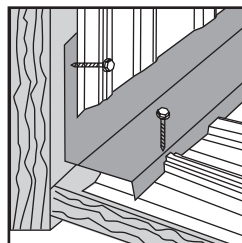
**14. Eave Trim** - Conceals rafter end for a building with a small eave overhang.



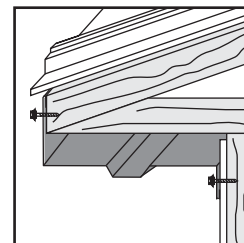
**15. J-Channel** - Caps off panel edges. Commonly used around doors and windows.



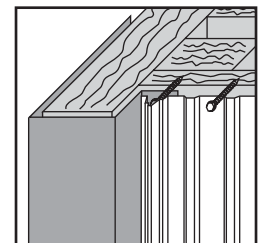
**16a. End Wall** - Protects against leaks where an end wall connects to a lower roof.



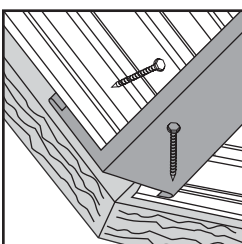
**16b. Notched End Wall** - Profiled fit to protect against leaks where an end wall connects to a lower roof.



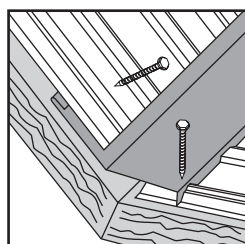
**17. One Piece Fascia & Soffit** - Conceals rafter edges for a building with a 12" overhang.



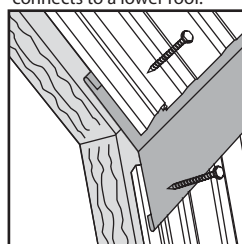
**18. Jamb Trim** - Used in door opening for overhead & sliding doors.



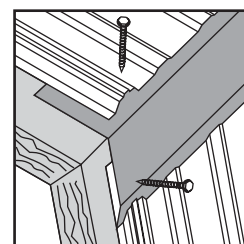
**19a. Transition Flashing** - Protects against leaks at a pitch change.



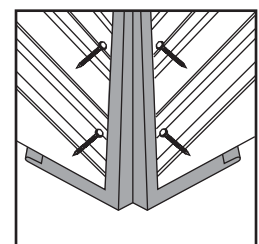
**19b. Notched Transition Flashing** - Profiled fit to protect against leaks at a pitch change.



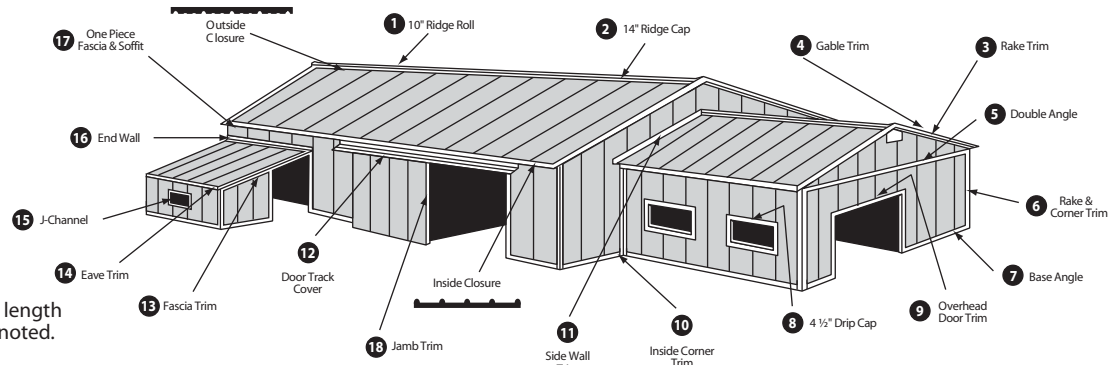
**20a. Gambrel Flashing** - Protects against leaks at a pitch change.



**20b. Notched Gambrel Flashing** - Profiled fit to protect against leaks at a pitch change.



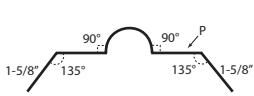
**21. Preformed Valley** - Directs rain water run-off where two roof slopes form a valley.



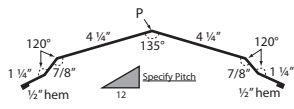
All trims are 10' in length unless otherwise noted.

P = Painted Side

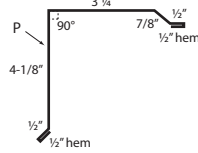
**1 10" Ridge Roll**  
GRR10



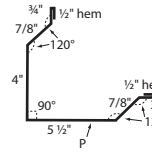
**2 14" Ridge Cap (10' 6")**  
cccRC14H126



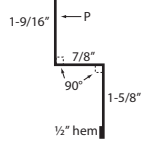
**3 Rake Trim**  
cccRAKEH



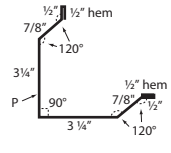
**4 Gable Trim (10' & 16')**  
cccGABTRMH  
cccGABTRMH192



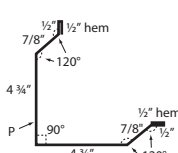
**5 Double Angle**  
cccZ78H



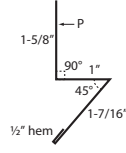
**6a 10.25" Rake & Corner Trim**  
ccc105CH



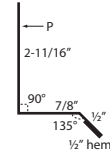
**6b 13.75" Rake & Corner Trim (10' & 16')**  
ccc1375CH / ccc1375CH192



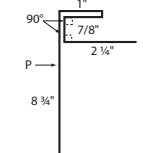
**7 Base Angle**  
cccRATGRDH



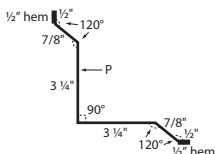
**8 4 1/2" Drip Cap**  
ccc45DCH



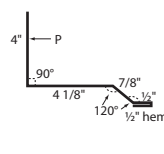
**9 Overhead Door Trim**  
cccOVDH



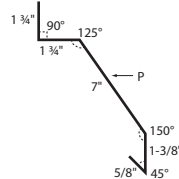
**10 Inside Corner Trim**  
ccc105ISH



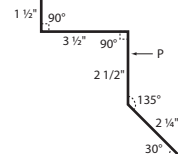
**11 Side Wall Trim**  
ccc105AH



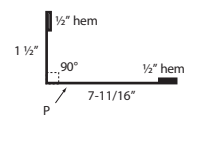
**12a Cannonball Track Cover**  
ccc12DTC



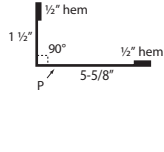
**12b National Track Cover**  
ccc10DTC



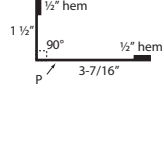
**13a 7 1/2" Fascia Trim**  
cccAFCAH



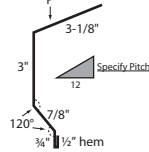
**13b 5 1/2" Fascia Trim**  
cccBFCAH



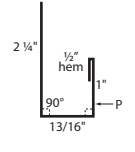
**13c 3 1/2" Fascia Trim**  
cccCFCAH



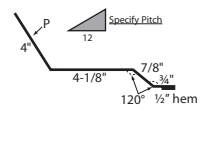
**14 Eave Trim**  
cccEVTRMH



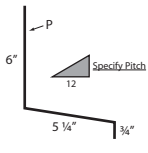
**15 J-Channel**  
ccc45JCH



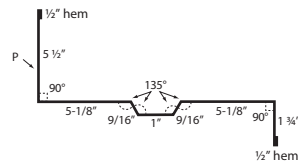
**16a End Wall**  
cccB105AH



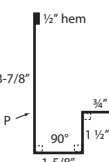
**16b Notched End Wall (41")**  
cccNB105AH



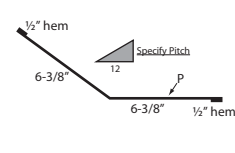
**17 One Piece Fascia & Soffit**  
cccOPFSH



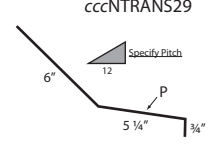
**18 Jamb Trim**  
cccJAMBH



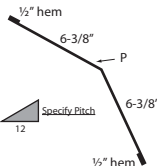
**19a Transition Flashing**  
cccTRANS



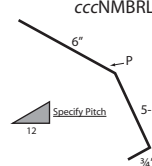
**19b Notched Transition Flashing (41")**  
cccNTRANS29



**20a Gambrel Flashing**  
cccMBRLH



**20b Notched Gambrel Flashing (41")**  
cccNMBRLH



**21 Preformed Valley**  
ccc18PV

